























Memory Setting	1	2	3	NOTES
Used For	People - Pets	Action	Landscape - Hand Held ①	① For Tripod:
Shoot Mode	Aperture Priority	Aperture Priority	Aperture Priority	ISO: 100  P1
Drive Mode (Whl Left)	Continuous: Low (3fps)	Continuous: Mid (5fps)	Single Shooting	Focus: Man Mode
Focus Mode (Fn) (C3)	Continuous AF (AF-C)	Continuous AF (AF-C)	AF-S	MF Assist On  P4
Aperture	f/2.8 (or Wider)	Wide Open	f/11	Metering: ETTR
ISO	AUTO  P1	AUTO  P1	AUTO  P1	
Auto ISO Min SS (Mov)	1/250 sec  P1	1/2000 sec  P1	Slow or Slower  P1	
Focus Area (C2)	Tracking: Zone or Expand Spot  P2	Tracking: Zone or Exp Flx Sp  P2	Expand Flexible Spot  P2	Custom Keys
Face/Eye Priority	ON  P3	On  P3		Movie Btn: ISO AUTO Min SS
Auto Magnifier in AF			ON  P4	C1: White Balance
SteadyShot			ON  P8	C2: Focus Area
Priority in AF-C		Release  P1		C3: Focus Mode *
AF Tracking Sens.		1: Locked On  P1		C4: Touch Operation
Display Quality	High (Not saved in Memory)  P6		High  P6	Wheel Left: Drive Mode
Finder Frame Rate	Standard (Not in Memory)  P6	High  P6	Standard (Not in Memory)  P6	Wheel Dn: Monitor Off *
Metering Mode	Multi	Multi	Multi	Ctr Btn: Focus Magnifier
Shutter Speed	N/A	N/A	N/A	
Silent Shutter	Off	Off	Off	
Aspect Ratio	3:2	3:2	3:2 or 16:9	
File Format	RAW Uncompressed	RAW Uncompressed	RAW Uncompressed	
JPEG Quality	X-Fine	X-Fine	X-Fine	
Flash Mode	Off	Off	Off	
Live View	On	On	On	

#### Recall Custom Hold Custom Keys

- P** 1. Focus Hold (Lens): **Portrait override:** Prioritizes 1/400th second shutter speed, Continuous Shooting: Lo, & aperture setting usually Wider
- A** 2. AF-ON Button: **Action override:** Prioritizes a fast 1/2000th shutter speed, Continuous Hi, AF-Tracking Zone, Tracking Sensitivity set to 1 (Locked on)
- L** 3. AEL Button: **Landscape override:** Increases DOF for Landscape or group Portrait. The f/11 aperture priority should slow the shutter speed to shoot a Panning shot. The Focus is set to Zone (In then center of the frame) so you may want to angle the camera slightly down when you first press the Custom Key so that you focus on something closer than Infinity.